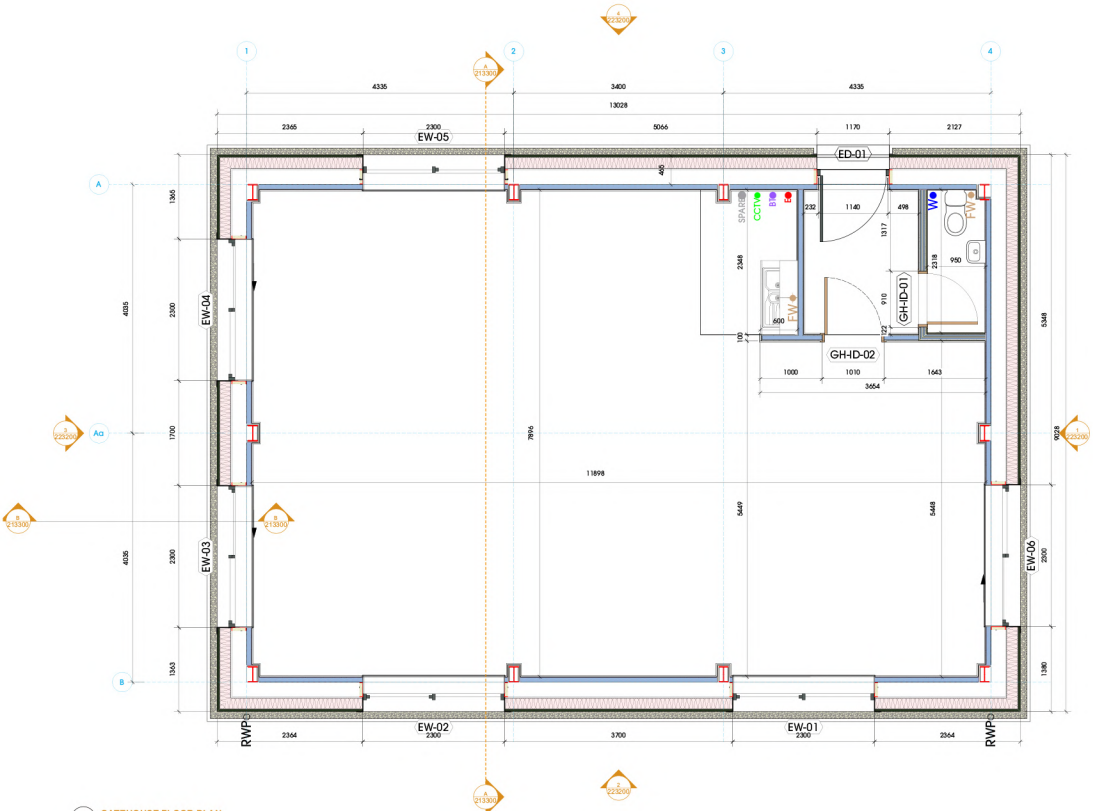

GF **GATEHOUSE FLOOR PLAN**
Scale 1:125

THIS DRAWING IS COPYRIGHT, AND REMAINS THE PROPERTY OF HTA ARCHITECTS. IT MAY NOT BE REPRODUCED OR DISTRIBUTED TO THIRD PARTIES IN ANY FORM, IN WHOLE OR IN PART, WITHOUT PRIOR WRITTEN PERMISSION.

DO NOT SCALE
ALL DIMENSIONS MUST BE CHECKED ON SITE BEFORE WORK IS TAKEN ADVICE

ALL U VALUES TO BE IN ACCORDANCE WITH THE SBEM REPORT, PROVIDED BY THE MAIN CONTRACTOR

DRAWING TO BE READ IN CONJUNCTION WITH THE BASE BUILD DEVELOPER'S SHELL WRITTEN SPECIFICATION.

ALL STRUCTURE SHOWN INLINE WITH PRP CONSULTING ENGINEERS DESIGN AND INFORMATION. SUBJECT TO DETAILED DESIGN BY THE BUILDWORK SUB CONSULTANT.

U-VALUES	
EXTERNAL WALLS	0.26 W/m²K
FLOOR	0.18 W/m²K
ROOF	0.18 W/m²K
WINDOWS	1.6 W/m²K
ROOFLIGHTS	1.3 W/m²K (DC (spec not achievable 1.5 W/m² subject to SAP)
PERSONNEL DOORS	1.6 W/m²K
LOADING DOORS	1.3 W/m²K

Rev	Date	Description	Drawn
C01	23/12/2024	Updated title with Gatehouse number	MJ
C01	12/12/2024	Contract issue	MJ

hta architects
Hub Place Blue Lion
Place Southwark
London
SE1 3BD
T: 0171 403 5141
W: www.hta-architects.co.uk
E: info@hta-architects.co.uk

client
McLAREN GARBE.
Industrial Real Estate

Project
Pinnacles Common, Warlaop

Drawing Title
GATEHOUSE GROUND FLOOR PLAN

Status	Date
Construction Issue	Sept 2024

Scale	Drawn	Checked	Revision	Suitability
1:125	BCA	GS	MU	2426

Project No.	Originator	Function	Type	Number
MN154V	HTC	GHT	DR	0001

Volume	Level	Type	Role	Number
DR	A	20100	CD	C02

THIS DRAWING IS COPYRIGHT & MUST REMAIN THE PROPERTY OF HTA ARCHITECTS. IT MUST NOT BE REPRODUCED IN WHOLE OR IN PART OR DISCLOSED TO THIRD PARTIES WITHOUT PRIOR WRITTEN PERMISSION.

DO NOT SCALE
ALL DIMENSIONS MUST BE TAKEN FROM THE WRITTEN DIMENSIONS

ALL U VALUES TO BE IN ACCORDANCE WITH THE DBM REPORT, PROVIDED BY THE MAIN CONTRACTOR.

DRAWING TO BE READ IN CONJUNCTION WITH THE SHELL BUILD DEVELOPERS SHELL WRITTEN SPECIFICATION.

ALL STRUCTURE SHOWN INLINE WITH RIF CONSULTING ENGINEERS DESIGN AND INFORMATION, SUBJECT TO DETAILED DESIGN BY THE SHELL WORK SUB CONTRACTOR.

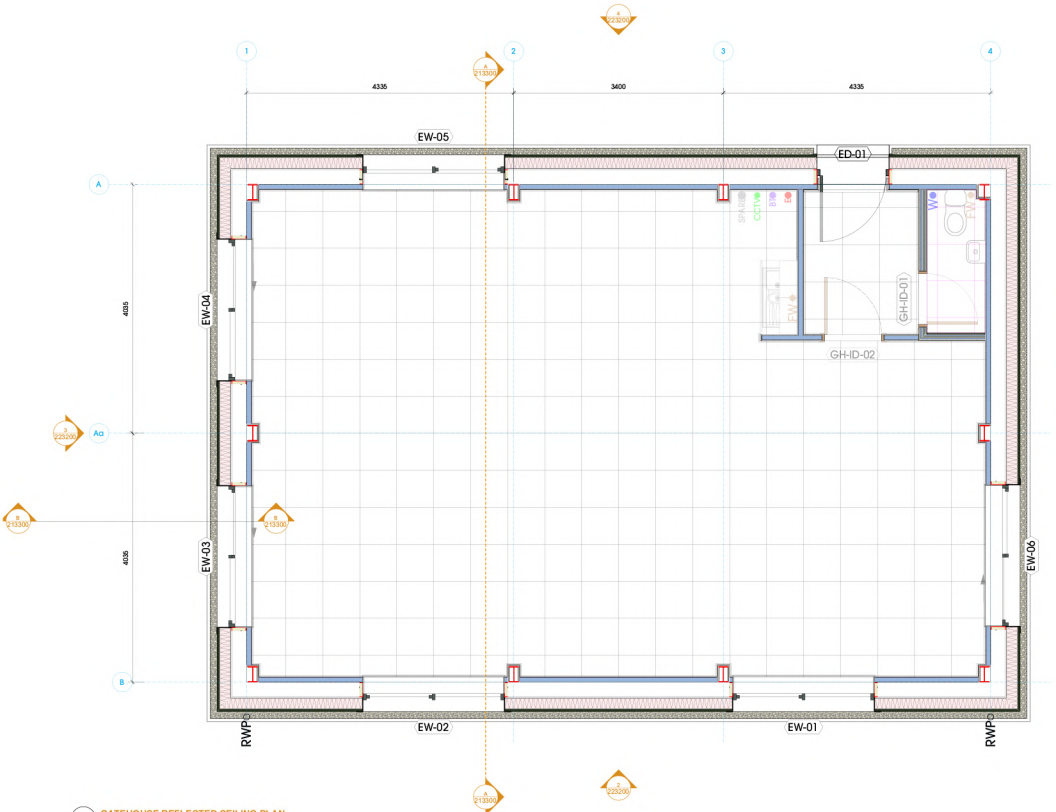

U-VALUES	
EXTERNAL WALLS	0.26 W/m²K
FLOOR	0.18 W/m²K
ROOF	0.18 W/m²K
WINDOWS	1.4 W/m²K
ROOFLIGHTS	1.3 W/m²K (pvc (spec not achievable 1.5 W/m² subject to brush)
PERSONNEL DOORS	1.4 W/m²K
LOADING DOORS	1.3 W/m²K

CEILING FINISHES

CEILING FINISHES GENERALLY TO OFFICES AND ASSOCIATED AREAS SHALL BE A LAY IN SUSPENDED CEILING SYSTEM COMPRISING A NOM 600X600MM X 40MM THICK MINERAL FIBRE FINE FISSURED ARMSTRONG DUNE PLUS BEP FINISH TEGULAR EDGE CEILING TILE WITH EXPOSED MITRED JOINT GRID SYSTEM, ZENITH 'MICROLOOK' OR EQUIVALENT EQUALTY, SUBJECT TO THE EMPLOYERS RIGHT OF REJECTION. ALL CEILINGS TO OFFICE AREAS SHALL BE PROVIDED WITH 12.5mm PLASTERBOARD AND 15MM FINISH ADJACENT TO ALL CURTAIN WALL SERVATORIES. A 25/50mm SHADOW EDGED TRIM PAINTED IN WITH WALL FINISH SHALL BE INCLUDED TO ALL OFFICE/CIRCULATION AREAS. **2.4m HIGH FROM FINISHED FLOOR LEVEL**

CEILING TILES IN TOILET AREAS SHALL BE LAY-IN SUSPENDED CEILING SYSTEM COMPRISING A 600mm X 600mm, TEGULAR EDGE NOM HYGROCONIC CEILING TILE, WITH EXPOSED, MITRED JOINT GRID SYSTEM. A 25/50mm SHADOW EDGED TRIM PAINTED WHITE SHALL BE INCLUDED.
ZENITH HYDRAMILOC 600mm X 600mm TILES WITH TEGULAR 24 EDGE. **2.4m HIGH FROM FINISHED FLOOR LEVEL**

Rev	Date	Description	Rev	Date
C01	04/11/2024	Construction Issue		

hta architects
York House Studio
3 Roberts Road
Leeds
LS7 1DZ
T: (0113) 243 0767
W: www.htaarchitects.co.uk
E: leeds@htaarchitects.co.uk

Client
McLAREN GARBE.
Industrial Real Estate

Project
Shirecobs Common, Worksop

Drawing Title
GATEHOUSE REFLECTED CEILING PLAN

Status	Date
Construction Issue	Sept 2024

Scale	Drawn	Checked	Approved	Date
1:25	BC/AJ	GS	MU	24/24

Project No.	Originator	Function	Level	Type
M00-SW	HTA	GHC	GH	DR

Volume	Zone	Type	Role	Number
GH	A	DR	DR	C01

1 GATEHOUSE REFLECTED CEILING PLAN
Scale 1:25

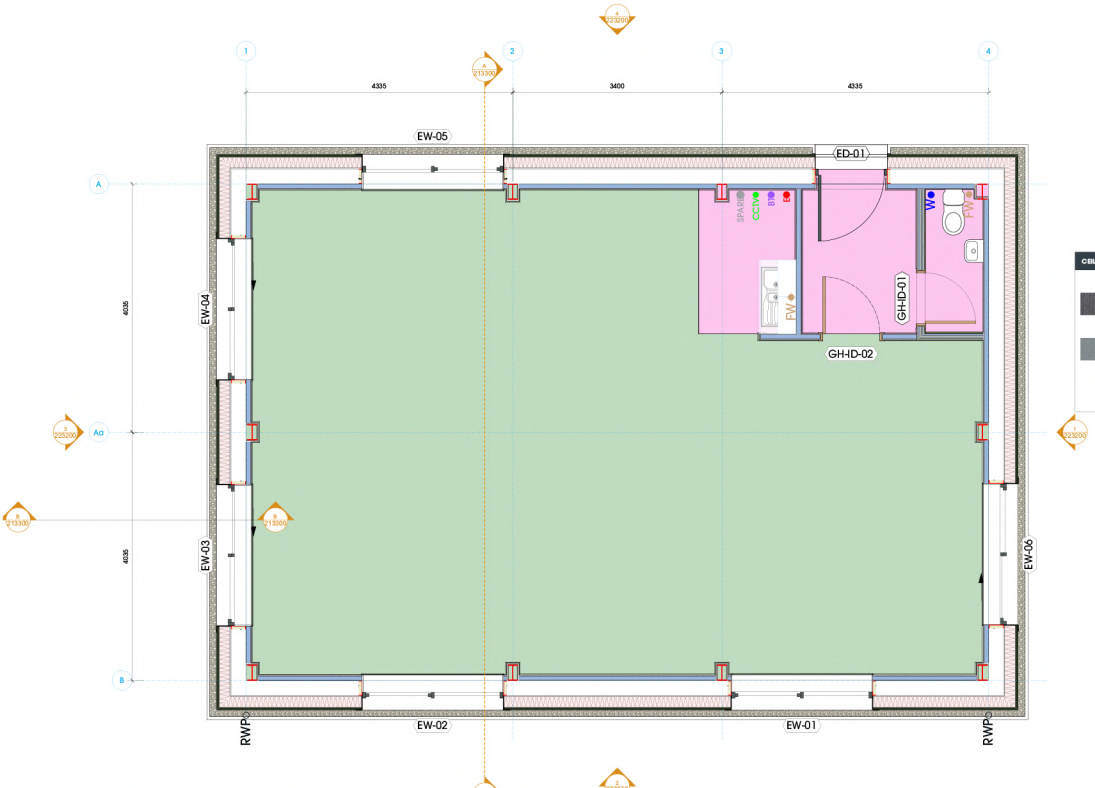

2 GATEHOUSE REFLECTED CEILING PLAN
Scale: 1:25

THIS DRAWING IS COPYRIGHT AND REMAINS THE PROPERTY OF HTA ARCHITECTS LTD. NO PART OF THIS DRAWING MAY BE REPRODUCED OR TRANSMITTED IN ANY FORM OR MANNER WITHOUT PRIOR WRITTEN CONSENT.

DO NOT SCALE
ALL DIMENSIONS MUST BE CHECKED ON SITE BEFORE WORK IS COMMENCED

ALL U VALUES TO BE IN ACCORDANCE WITH THE SBEM REPORT, PROVIDED BY THE MAIN CONTRACTOR

DRAWING TO BE READ IN CONJUNCTION WITH THE BASE BUILD DRAWCIRPS SHELL WATRIX SPECIFICATION

ALL STRUCTURE SHOWN INDIKE WITH FRP CONSULTING ENGINEERS DRAWS AND INFORMATION. SUBJECT TO DETAILED DESIGN BY THE STRUCTURAL SUB CONSULTANT

U-VALUES	
EXTERNAL WALLS	0.26 W/m²K
FLOOR	0.18 W/m²K
ROOF	0.18 W/m²K
WINDOWS	1.6 W/m²K
DOORS/GRES	1.3 W/m²K (bc (spec not achievable 1.5 W/m² subject to brief)
PERSONNEL DOORS	1.6 W/m²K
LOADING DOORS	1.3 W/m²K

CEILING FINISHES

OFFICE AND STAIRCASE AREAS SHALL BE FITTED WITH HEAVY-DUTY ANTISTATIC CONTRACT CARPET TILES.
EXAMPLE SPECIFICATION.
BRAGE: PARAGON VITAL
REFERENCE: MBCCBV_B78316

CLEANERS' AREA & KITCHENETTE SHALL BE PROVIDED WITH VINYL SHEET FLOOR FINISH.
COLOUR : Nordic Grey 4590
TYPE: POLYFLOR

SKIRTING NOTES:
OFFICE AREAS TO HAVE TIMBER SKIRTINGS THROUGHOUT IN 25 x 100mm AMERICAN LIGHT OAK.

Rev	Date	Description	Drawn
D01	12/11/2024	Construction Issue	GM

htaarchitects
York Place Studio
4 Blenheim Place
Leith
Edinburgh
EH7 4JG
T: 0131 556 5187
W: www.htaarchitects.co.uk
E: info@htaarchitects.co.uk

client
McLAREN GARBE.
Industrial Real Estate

Project
Shinwatts Common, Warleap

Drawing Title
GATEHOUSE FLOOR FINISHES PLAN

Status:	Date:
Construction Issue	Sept 2024

Scale	Size	Drawn	Checked	Job No.
1:25	(ISO A1)	GB	MU	2424

Project No.	Original by	Pack/Board	Specialist
MN/SBV	HTC	GH	GF

Zone	Workshop	Drawing No.	Revision
DR	A	413001	C01

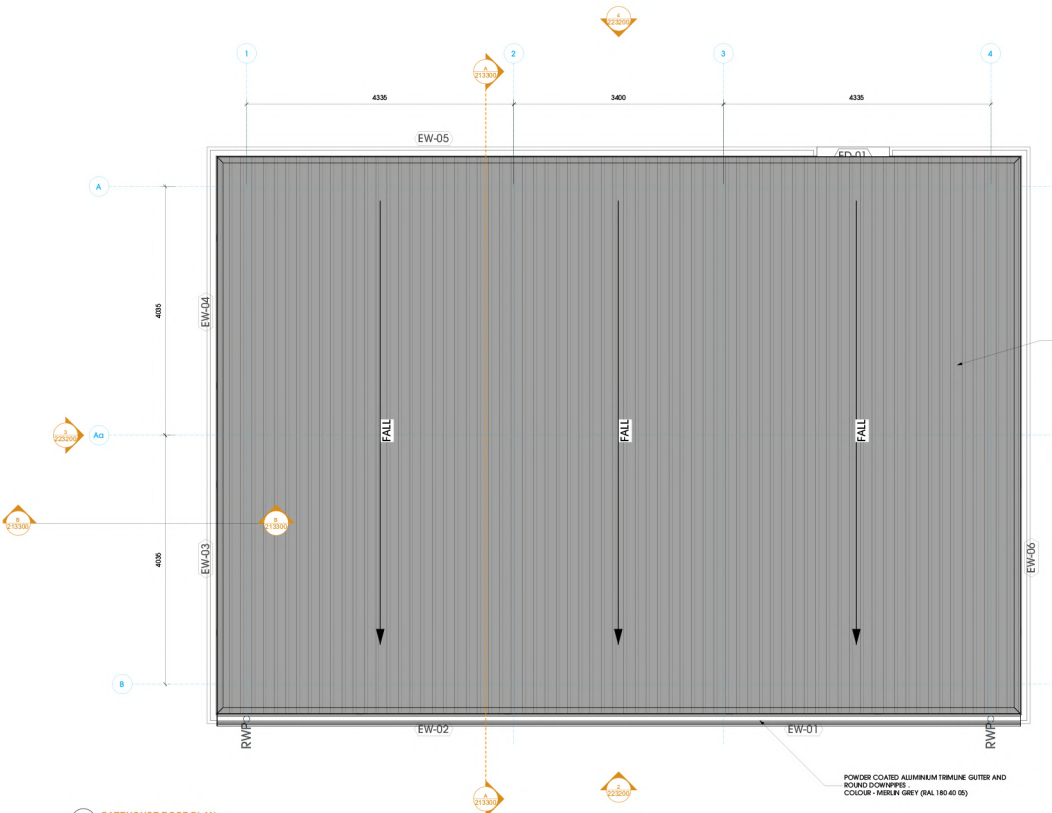

1 GATEHOUSE ROOF PLAN
Scale 1:125

THIS DRAWING IS COPYRIGHT AND REMAINS THE PROPERTY OF HTA ARCHITECTS. IT MAY NOT BE REPRODUCED OR TRANSMITTED IN ANY FORM OR BY ANY MEANS WITHOUT PRIOR WRITTEN PERMISSION.

DO NOT SCALE
ALL DIMENSIONS MUST BE CHECKED ON SITE BEFORE WORK IS TAKEN ADVICE

ALL U VALUES TO BE IN ACCORDANCE WITH THE BBM REPORT, PROVIDED BY THE MAIN CONTRACTOR.

DRAWING TO BE READ IN CONJUNCTION WITH THE BASE BUILD DEVELOPER'S SHELL WRITTEN SPECIFICATION.

ALL STRUCTURE SHOWN INLINE WITH FRP CONSULTING ENGINEER DRAWN AND INFORMATION. SUBJECT TO DETAILED DESIGN BY THE DEVELOPER SUB CONSULTANT.

U-VALUES	
EXTERNAL WALLS	0.26 W/m²K
FLOOR	0.18 W/m²K
ROOF	0.18 W/m²K
WINDOWS	1.6 W/m²K
ROOFLIGHTS	1.3 W/m²K (DC (spec not achievable 1.8 W/m² subject to SAP)
PERSONNEL DOORS	1.6 W/m²K
LOADING DOORS	1.3 W/m²K

Rev	Date	Description	Drawn
D1	10/12/24	Contractor Issue	MU

htaarchitects
1st Floor Berry
Street London
EC1V 0AU
T: 0207 253 4179
W: www.hta.co.uk
E: info@hta.co.uk

client
McLAREN GARBE.
Industrial Real Estate

Project
Pinnacles Commers, Warlesop

Drawing Title
GATEHOUSE ROOF PLAN

Status	Scale	Date
Construction Issue	1:125	Sept 2024

Project No.	Originator	Zone	Level	Type	Role	Number
MN154	HTA	ZZ	GF	DR	AR	2424

Project No.	Originator	Volume	Level	Type	Role	Number	Status
DR	A		20101			C01	

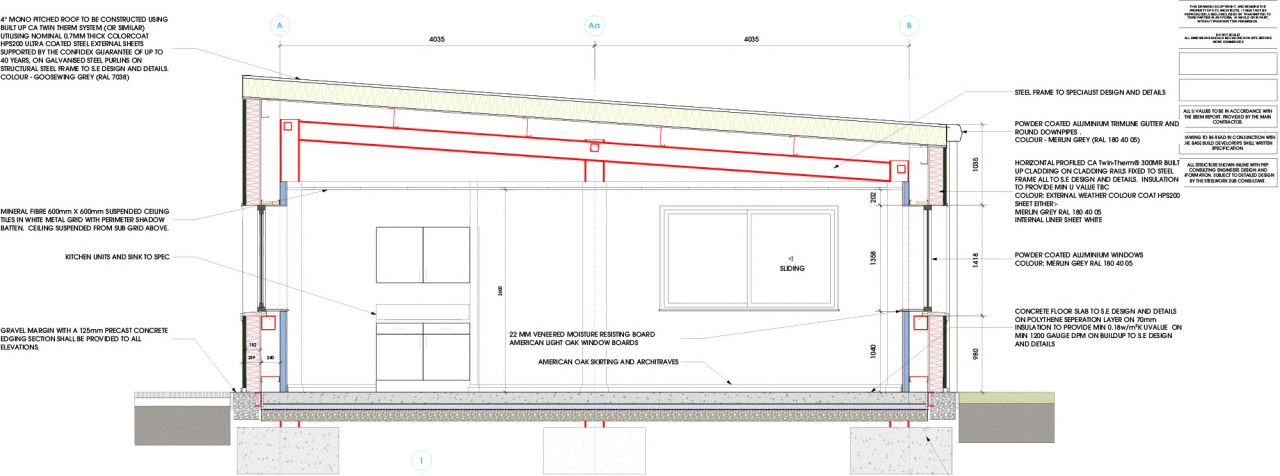

A SectionThrough A-A
Scale: 1:20

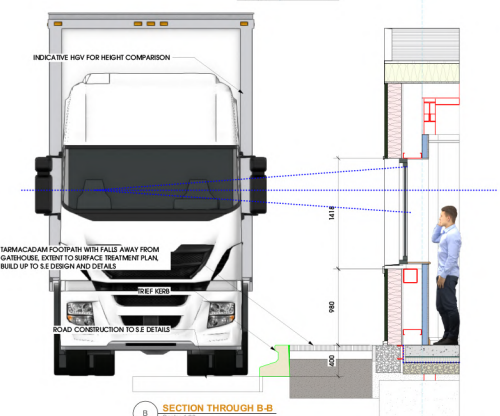

B SECTION THROUGH B-B
Scale: 1:20

THIS DRAWING IS COPYRIGHT, AND REMAINS THE PROPERTY OF HTC ARCHITECTS. THEY MUST NOT BE REPRODUCED OR DISCLOSED TO ANY OTHER PARTY "UNDERTAKING" IN ACTIONS, IN WHOLE OR IN PART, WITHOUT PREVIOUS WRITTEN PERMISSION.

DO NOT SCALE
ALL DIMENSIONS TO BE VERIFIED ON SITE BEFORE WORK COMMENCES

ALL U VALUES TO BE IN ACCORDANCE WITH THE SBEM REPORT PROVIDED BY THE MAIN CONTRACTOR

WARNING TO BE READ IN CONJUNCTION WITH THE BASE BUILD DEVELOPERS SHELL WRITTEN SPECIFICATION.

ALL STRUCTURE SHOWN INLINE WITH FIRE COMPARTING ENGINEERS DESIGN AND INFORMATION. SUBJECT TO DETAILED DESIGN BY THE DESIGNER/ SUB CONTRACTOR.

U-VALUES	
EXTERNAL WALLS	0.26 W/m²K
FLOOR	0.18 W/m²K
ROOF	0.18 W/m²K
WINDOWS ROOFLIGHTS	1.6 W/m²K 1.3 W/m²K Tbc (space not achievable 1.5 W/m² subject to build)
PERSONNEL DOORS	1.6 W/m²K
LOADING DOORS	1.3 W/m²K

Rev	Date	Description	Drawn
C04	26.10.2024	Updated drw with Mechanical	MJ
C01	09.10.2024	General surface issue	MJ

htcarchitects
Hub Business Park
2 Bishop Way
Brexit
Leeds
LS10 1LY
T: 0113 234 0147
W: www.htcarchitects.co.uk
E: info@htcarchitects.co.uk

client
McLAREN GARBE.
Industrial Real Estate

Project
Shireacres Common, Warkeap

Drawing title
GATEHOUSE SECTION THROUGH A-A

Status	Date
Construction Issue	Sept 2024

Scale	Size	Drawn	Checked	Job No.
1:20	ISO A1	GS	MJ	2424

Project No.	Originator	Functional	Spatial
MV1599	HTC	GH	XX

Type	Discipline	Zone/No.	Revision
DR	A	01.5300	C02

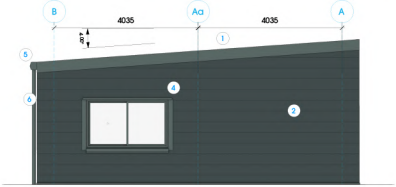

1 **North East Elevation**
Scale: 1:50

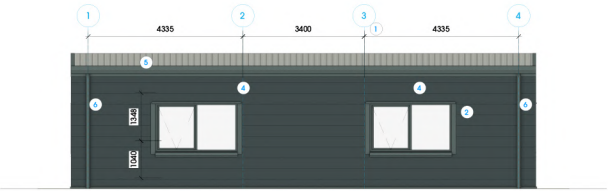

2 **South East Elevation**
Scale: 1:50

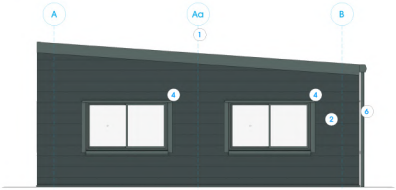

3 **South West Elevation**
Scale: 1:50

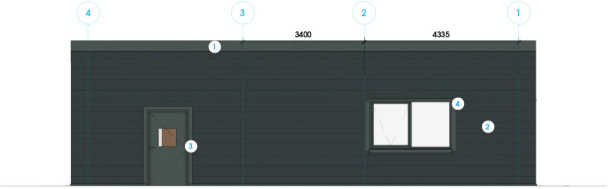

4 **North West Elevation**
Scale: 1:50

MATERIAL KEY

1 ROOF

PITCHED ROOF TO BE CONSTRUCTED USING BUILT UP STEEL CLADDING. TATA TWIN THERM QUANTUM.
COLOUR - GOOSEWING GREY BAL 7035

2 WALLS

FULL HEIGHT CLADDING TO PERIMETER OF BUILDING.

HORIZONTALLY INSTALLED CA Twin-Therm®® 300M® BUILT UP CLADDING
COLOUR: EXTERNAL WEATHER COLOUR COAT HPS200 SHEET MERLIN GREY (RAL 180 40 05)

3 ENTRANCE DOOR

MANGAL ACCESS DOORS AND FRAME, COMPLETE WITH APPROPRIATE IRONMONGERY.
COLOUR - MERLIN GREY (RAL 180 40 05)

4 WINDOWS

PC ALUMINIUM DOUBLE GLAZED UNITS WITH OPENING LIGHTS
FRAME COLOUR - MERLIN GREY (RAL 180 40 05)

5 EAVES DETAILING

POWDER COATED ALUMINIUM TRIMLINE GUTTER.
COLOUR - MERLIN GREY (RAL 180 40 05)

6 RAINWATER PIPES

ROUND POWDER COATED ALUMINIUM 68mm.
COLOUR - MERLIN GREY (RAL 180 40 05)

CLADDING COLOURS
(RAL COLOUR FROM STANDARD TATA HPS
COLOUR RANGE)
AG TRIMS AND FLASHINGS TO BE MERLIN GREY
(RAL 180 40 05)

THIS DRAWINGS COPYRIGHT, OWNERSHIP THE PROPERTY OF HTC ARCHITECTS. THE DRAWING MATERIAL, IDEAS AND CONCEPTS IN THIS DRAWING MUST NOT BE DISCLOSED TO THIRD PARTIES IN ANY FORM, IN WHOLE OR IN PART, WITHOUT PRIOR WRITTEN PERMISSION.

DO NOT SCALE!
ALL DIMENSIONS SHOULD BE CHECKED ON SITE BEFORE WORK COMMENCES

ALL U VALUES TO BE IN ACCORDANCE WITH THE SBEM REPORT, PROVIDED BY THE MAIN CONTRACTOR.

DRAWING TO BE READ IN CONJUNCTION WITH THE BASE BUILD DEVELOPER'S SHELL WRITTEN SPECIFICATION.

ALL STRUCTURE SHOWN INLINE WITH RFP CONSULTING ENGINEERS DESIGN AND INFORMATION, SUBJECT TO DETAILED DESIGN BY THE STEELWORK SUB CONSULTANT.

Rev.	Date	Description	Drawn
C.B	15/11/2024	Minor plans in-house detail	MU
C.B	19/09/2024	Construction Issue	MU

htcarchitects
York House Studio
Kirkham Abbey Road
Stockton
YO1 2DT
T: (01757) 706 707
W: www.htcarchitects.co.uk
E: info@htcarchitects.co.uk

client
McLAREN GARBE.
Industrial Real Estate

Project
Shireocks Common, Worksop

Drawing Title
GATEHOUSE ELEVATIONS

Status	Date
SKETCH ISSUE	Sept 2024

Scale	Size	Drawn	Checked	Job No.
1:50	ISO A1	GS	MU	2424

Project No.	Originator	Functional	Special
MN1599	HTC	GH	XX

Form	Discipline	Seq No.	Revision
DR	A	221200	C02

Gatehouse Internal Door Types

TYPE ID: ID-E
TYPE: Core Door
NO.: 1
DOOR REF: GH-ID-02

Structural Height:2100
Structural Width: 1010
Fire Rating: N/A
Leaf Width: 926
Leaf Height: 2040

TYPE ID: ID-F
TYPE: Lockable Toilet Door
NO.: 1
DOOR REF: GH-ID-01

Structural Height:2100
Structural Width: 910
Fire Rating: N/A
Leaf Width: 826
Leaf Height: 2040

UNIT 1 GF INTERNAL DOOR SCHEDULE

ID	Location	Style	SO Width	SO Height	Leaf Width	Leaf Height	Fire Rating	Manufacturer	Door Material	Door Finish	Frame Material	Threshold	Vision Panel	Door Closer	Kick Plates	Door Furniture	Lock Arrangement	Door Stop	Hinges	Comments
GH-ID-01	GATEHOUSE WC	IDF	910	2100	826	2040	N/A	Shropdoor/Jeldwen/Lindsay/Hardlin of Ludlow Ltd or equivalent quality supplier.	SOLID CORE	American Light Oak Veneer	Solid Oak	N/A	N/A	300mm Brushed Stainless Steel to both sides	Brushed Stainless steel pull handle and push plate	Toilet lock with external indicator and overide	Black Rubber SS	1PR ½ HEAVY DUTY STAINLESS STEEL BUTT HINGES	ALL IRONMONGERY SUBJECT TO SUB CONSULTANT SPECIFICATION AND CLIENT APPROVAL DOOR GENDER PICTORIAL SINAGE TO BE BOUND 7mm ALUMINIUM TO EXTERNAL LOBBY DOOR ONLY
GH-ID-02	GH RECEPTION/OFFICE	IDE	1010	2100	926	2040	N/A	Shropdoor/Jeldwen/Lindsay/Hardlin of Ludlow Ltd or equivalent quality supplier	Solid core	American light oak veneer	Hardwood, American Light Oak	Brushed Stainless Steel	Yes	Overhead Door closer	300mm Annodised Aluminium kick plates	Annodised Aluminium Pull handle and push plate	N/A	Black rubber and Stainless Steel	1PR ½ Heavy duty stainless steel ball bearing butt hinges per leaf	ALL IRONMONGERY SUBJECT TO SUB CONSULTANT SPECIFICATION AND CLIENT APPROVAL ANY REQUIRED DOOR SIGNAGE TO BE ANNODISED ALUMINIUM AND TO BE COMPLIANT WITH BUILDING REGULATIONS, WHERE FIRE DOOR RATINGS APPROPRIATE 'FIRE DOOR KEEP CLOSED' SIGNAGE REQUIRED

THIS DRAWING IS COPYRIGHT, AND REMAINS THE ABSOLUTE PROPERTY OF HTA ARCHITECTS. IT MAY NOT BE REPRODUCED OR PASSED TO ANY OTHER PERSON OR ORGANISATION, IN WHOLE OR IN PART, WITHOUT PRIOR WRITTEN CONSENT.

DO NOT SCALE
ALL DIMENSIONS MUST BE CHECKED ON SITE BEFORE WORK COMMENCES

ALL U VALUES TO BE IN ACCORDANCE WITH THE SBEM SPECIFICATION BY THE MAIN CONTRACTOR

DRAWING TO BE READ IN CONJUNCTION WITH THE BASE BUILD DEVELOPER'S SHELL WRITTEN SPECIFICATION.

ALL STRUCTURE SHOWN INLINE WITH/TBF CONSULTING ENGINEERS DESIGN AND INFORMATION. SUBJECT TO DETAILED DESIGN BY THE STEELWORK SUB CONSULTANT.

Rev	Date	Description	Name
C01	12.12.2024	Construction Issue	

hta architects
Tel: 01223 324651
6 Emmanuel Street
Cambridge
CB1 1NG
T: 01223 324651 EXP
W: www.hta-architects.co.uk
E: mail@hta-architects.co.uk

Client
McLAREN GARBE.
Industrial Real Estate

Project
Shinecastle Common, Workzop

Drawing Title
Internal Door Schedule

Status	Date
Construction Issue	Sept 2024

Scale	Size	Drawn	Checked	Job No.
1:20	SEC A1	GR	MJ	D424

Project No.	Originator	Functional	Spatial
MN/SWK	HTC	GH	XX

Type	Disc/Lvl	Seq No.	Function
DR	A	323600	C01